



## Pedestrian Entrance Control

# Product Selection

[About Evolve](#)

[Product  
Overview](#)

[Market  
Sectors](#)

[Global  
Contacts](#)

**“Evolving the way you manage your pedestrian access.”**

## Product Selection

---

There are numerous types of pedestrian entrance control products on the market, each designed to suit different end user requirements. Different sites and locations require different products.


Physical pedestrian entrance control products typically consist of: -

- Standard access doors.
- Tripod turnstiles.
- Paddle leafed gates,
- Swing/pass gates.
- Retractable gates.
- Full height turnstiles.
- Revolving doors.
- High security booth/portals.



When it comes to selecting the correct product Evolve believes that it is not as simply as looking at one manufacturers list of products, it about undertaking a study of the end users operational requirement, the building layout, security and safety requirements. Once you understand these you can then select the most suitable product for the end user.

Evolves technical team is always on hand to help select the most suitable product, even if it's not Evolves. By doing this we learn about the latest market trends and what the end user actual needs.





## Design Stage

---

Selecting the most suitable product must begin at the initial design stage. The specifier must work with the end user, the system integrators and the manufacturer or its approved distributors.

The specifier must also consult with other relevant building authorities (e.g. fire and building control authorities) as they all have a responsibility in the final solution.





It is particularly important for the specifier to establish the end user operational requirements such as:

- The volume of pedestrian traffic at different times of the day.
- The type of pedestrian traffic, such as the elderly, the infirm, disabled persons, parents with pushchairs and young children.
- The level of security and safety required.
- Risks posed by breaches of security and terrorist threats.
- The level of equipment abuse.
- Knowledgebase of security products available.

## Security Needs

All businesses have to protect their employees and assets whilst allowing people to move freely in the areas that they need to.

When it comes to protecting people and premises, equipment specifiers need to be sure the equipment they specify meet the needs of the end user and the modern-day working environment.

A good approach is to work with a local systems integrator or installer, who is not tied to one manufacturer. They will in turn be able to call on the experience of a



number of manufacturers giving a wider knowledgebase of products available, help find the best solution for the end users budget and security needs.

## Security Plan

Good pedestrian access control can go a long way toward keeping potential criminals out, reduce risks posed by terrorist threat, other breaches of security, and sets the tone for the rest of the site's security and safety needs.

There are many elements that must come together to make up a comprehensive security plan for pedestrian access, such as:-

- A strong secure perimeter with a limited number of access points into a building.
- Controlled access of all people and vehicles.

- Heightened security measures for areas containing particularly sensitive items and/or key operational equipment, records, documents, etc.
- Visitor badges and card collection.
- Visitor entry/ escort procedures, and
- Emergency lockdown drills.

## Entry Points


Entry points can be staffed by either security personal, receptionists or unattended. Reception areas should provided a system whereby visitors and staff cannot proceed beyond the reception point without the



appropriate authority, such as:

- Escorting visitors from the point of entry.
- Passing through a physical barriers such as locked doors, security turnstile or gates,
- Access control management system.

For more information please refer to our [Equipment Specifiers Guide](#).



# HOW TO CONTACT US



## UK Head Office

### **Evolve Security Products Ltd.**

Unit 4, Kenyons Yard,  
Weyhill Road,  
Andover,  
Hampshire.  
ENGLAND  
SP10 3NP

**t:** 0044 1264 334786

**e:** Sales@EvolveSecurityProducts.com

**w:** EvolveSecurityProducts.com

## HK Head Office

### **Evolve Autogate Products Ltd.**

Flat C,4/F  
Lladro Center,  
No., 72 Hoi Yuen Road,  
Kwun Tong,  
Kowloon.  
HONG KONG

**t:** 00852 35231568

**e:** info@Evolve-Autogate.com

**w:** Evolve-Autogate.com

**[Click Here For Full List of  
Global Contacts](#)**

**“Evolving the way you manage your pedestrian access.”**